



PAPPELSÄRGE






100 Rd

Beschläge: Polymetall 101 galvanisch




180 C

Beschläge: Twaylengriff 35 galvanisch




180 Np

Beschläge: Polymetall 101 galvanisch




181-1 Np

Beschläge: Polymetall 101 galvanisch




185 Cp

Beschläge: Polymetall 101 galvanisch




286 Cp

Beschläge: Polymetall 101 galvanisch




287 Np

Beschläge: Polymetall 101 galvanisch




131 Rdp

Beschläge: Polymetall 101 galvanisch



145 Np

Beschläge: Polymetall 110/5094 altflämisch




146 Rdm

Beschläge: Polymetall 101 galvanisch



152 Cp

Beschläge: Twaylengriff 97/5000 galvanisch




155 Rd

Beschläge: Polymetall 101 galvanisch




156 N

Beschläge: Polymetall 110/5094 altflämisch




157 Rd

Beschläge: Polymetall 101 galvanisch




159 BH Rd

Beschläge: Polymetall 101 galvanisch



159 J Rd

Beschläge: Polymetall 101 galvanisch



287 Cap

Beschläge: Polymetall 110/5094 altflämisch